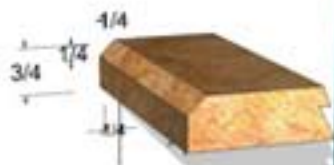
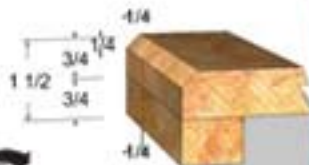


3/4" BEVEL



1-1/2" BEVEL



3/4" BULLNOSE



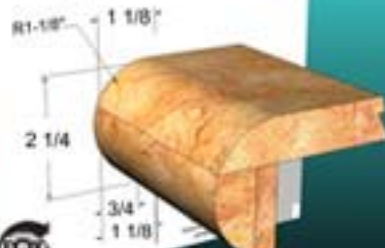
1-1/2" FULL BULLNOSE



3/4" BULLNOSE & COVE



2-1/4" BULLNOSE



3/4" COVE



1-1/2" COVE OFFSET




1-1/2" COVE OFFSET B/N



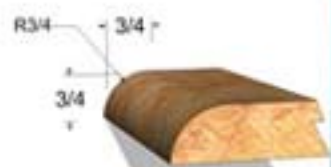
1-1/8" COVE OFFSET B/N



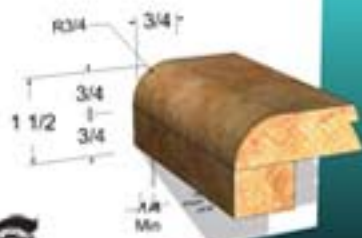
2-1/4" OFFSET COVE & PENCIL EDGE



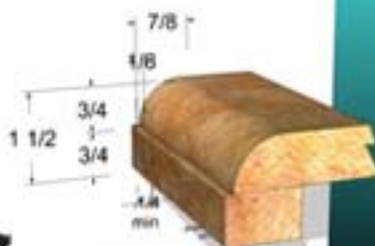
3/4" DEMI BULLNOSE



1-1/2" DEMI BULLNOSE



1-1/2" DEMI OFFSET



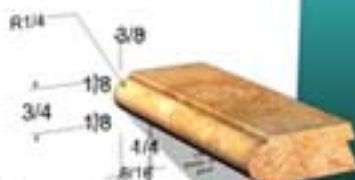
3/4" DUPONT



3/4" DUPONT BULLNOSE



3/4" DOUBLE DUPONT



1-1/2" DUPONT



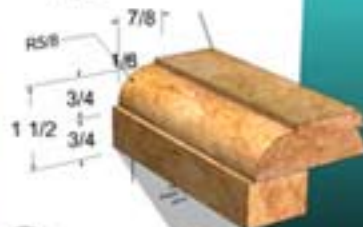
1-1/2" DUPONT BULLNOSE



1-1/2" DOUBLE DUPONT



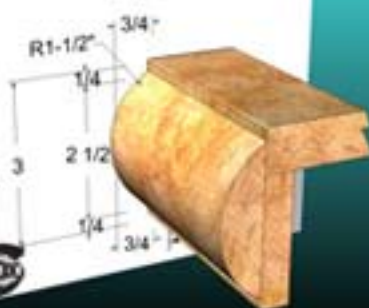
1-1/2" DUPONT OFFSET



2-1/4" OFFSET DOUBLE DUPONT



3" DOUBLE DUPONT



3/4" EASED



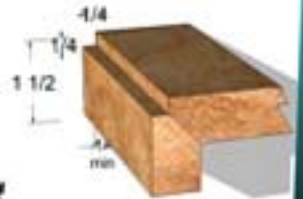
1-1/2" EASED



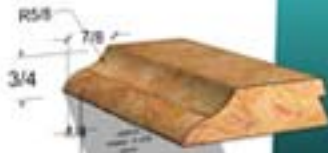
1-1/2" 45 DEG. MITER



1-1/2" QUIRKE MITER



3/4" OGEE



3/4" OGEE BULLNOSE



3/4" ROMAN OGEE



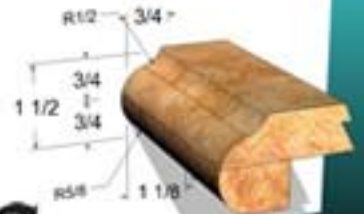
1-3/16" CUSTOM OGEE



1-1/2" OGEE



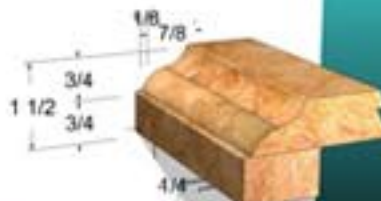
1-1/2" OGEE BULLNOSE



1-1/2" ROMAN OGEE



1-1/2" OGEE OFFSET



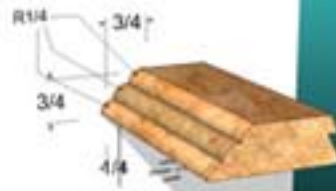
1-1/2" ROMAN OGEE OFFSET



1-1/2" OGEE OFFSET B/W



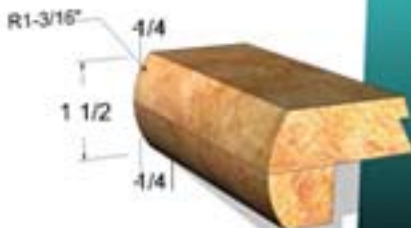
3/4" TRIPLE WATERFALL



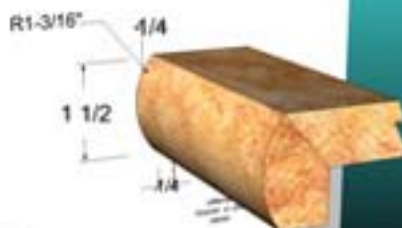
3/4" PENCIL EDGE



1-1/2" PENCIL EDGE



1-1/2" PENCIL MITER



1-5/8" SPECIAL PENCIL EDGE

